




QUARTERLY PHYSICAL REPORT OF OPERATION  
As of December 31, 2024

Department : Other Executive Offices (OEOs)  
 Agency/Entity : Climate Change Commission  
 Operating Unit : < not applicable >  
 Organization Code (UACS) : 26 002 0000000

Particulars	UACS CODE	Physical Target (Budget Year)					Physical Accomplishment (Budget Year)					Variance as of December 31, 2024	Remarks
		1st Quarter	2nd Quarter	3rd Quarter	4th Quarter	Total	1st Quarter	2nd Quarter	3rd Quarter	4th Quarter	Total		
1	2	3	4	5	6	7	8	9	10	11	12	13	14
<b>CLIMATE CHANGE POLICY AND ADVISORY PROGRAM</b>	<b>310100000000000</b>												
OO : Adaptive capacity of communities built, resilience of natural ecosystems to climate change increased, and mitigation opportunities towards sustainable development optimized													
Outcome Indicator(s)													
1. Percentage of National Climate Change Action Plan (NCCAP) activities programmed for implementation		75%	80%	84%	84%	84%	62%	62%	62%	62%	62%		
2. Percentage of LGUs in the 18 major river basins with climate change adaptation and disaster risk reduction sensitive land use and development plans		90%	90%	90%	100%	100%	91%	91%	91%	92%	92%		
Output Indicator(s)													
1. Number of plans and policies developed and issued or updated and disseminated		2	5	5	3	15	5	5	2	5	17		
2. Percentage of actual capacity building activities conducted		25%	40%	65%	80%	80%	28%	43%	65%	112%	112%		
3. Percentage of trainees who rate the capacity building as good or better		85%	85%	85%	85%	85%	93%	94%	98%	99%	96%		
<b>RESEARCH AND DEVELOPMENT MANAGEMENT PROGRAM</b>	<b>310200000000000</b>												
OO : Adaptive capacity of communities built, resilience of natural ecosystems to climate change increased, and mitigation opportunities towards sustainable development optimized													
Outcome Indicator(s)													
1. Percentage of research program/projects endorsed for implementation		0	10%	20%	30%	30%	-	20%	20%	30%	30%		
2. Number of partnerships formalized with public and private stakeholders and international organizations		1	2	4	3	10	2	3	1	0	6		
Output Indicator(s)													
1. Percentage of project proposals for qualification in various financial facilities endorsed for approval		10%	20%	30%	50%	50%	-	20%	30%	50%	50%		
2. Percentage of applications for funding acted upon within 21 days		80%	80%	80%	80%	80%	100%	100%	100%	100%	100%		
3. Percentage of climate change research projects monitored over the last 2 years		20%	40%	60%	80%	80%	78%	100%	100%	100%	100%		

Prepared By:  
  
 JEROME ILAGAN  
 Chief, Policy Research and Development Division

In coordination with:  
  
 BHABY EDLYN V. ZAMORA  
 OIC- Administrative and Finance Division

Approved By:  
  
 ROMELL ANTONIO O. CUENCA  
 Deputy Executive Director