

MONTHLY REPORT OF DISBURSEMENTS
For the month of March 2024


Department : Other Executive Offices (OEOs)
 Agency/Entity : Climate Change Commission
 Operating Unit : < not applicable >
 Organization Code (UACS) : 26 002 000000
 Fund Cluster : 01 - Regular Agency Fund


Particulars	Current Year Budget						Prior Year's Budget											Trust Liabilities					Grand Total					Remarks
	PS	MOOE	FinEx	CO	TOTAL	Prior Year's Accounts Payable					Current Year's Accounts Payable						PS	MOOE	CO	TOTAL	PS	MOOE	CO	TOTAL				
						7	8	9	10	11	12	13	14	15	16	17									18	19	20	
CASH DISBURSEMENTS	3,556,071.13	2,870,693.32	0.00	0.00	6,426,764.45	134,871.55	2,272,834.94	0.00	0.00	2,407,706.49	0.00	2,981,162.33	0.00	0.00	2,981,162.33	5,388,888.82	11,815,633.27	0.00	0.00	0.00	0.00	0.00	3,690,942.68	8,124,690.59	0.00	0.00	11,815,633.27	
Notice of Cash Allocation (NCA)	3,556,071.13	2,870,693.32	0.00	0.00	6,426,764.45	134,871.55	2,272,834.94	0.00	0.00	2,407,706.49	0.00	2,981,162.33	0.00	0.00	2,981,162.33	5,388,888.82	11,815,633.27	0.00	0.00	0.00	0.00	0.00	3,690,942.68	8,124,690.59	0.00	0.00	11,815,633.27	
MDS Checks Issued	3,325,481.88	208,358.54	0.00	0.00	3,533,840.40	0.00	0.00	0.00	0.00	0.00	0.00	0.00	0.00	0.00	0.00	0.00	3,533,840.40	0.00	0.00	0.00	0.00	0.00	3,325,481.88	208,358.54	0.00	0.00	3,533,840.40	
Advice to Debit Account	230,589.27	2,662,334.78	0.00	0.00	2,892,924.05	134,871.55	2,272,834.94	0.00	0.00	2,407,706.49	0.00	2,981,162.33	0.00	0.00	2,981,162.33	5,388,888.82	8,281,792.87	0.00	0.00	0.00	0.00	0.00	365,460.82	7,916,332.05	0.00	0.00	8,281,792.87	
Notice of Transfer Allocations (NTA)	0.00	0.00	0.00	0.00	0.00	0.00	0.00	0.00	0.00	0.00	0.00	0.00	0.00	0.00	0.00	0.00	0.00	0.00	0.00	0.00	0.00	0.00	0.00	0.00	0.00	0.00	0.00	
MDS Checks Issued	0.00	0.00	0.00	0.00	0.00	0.00	0.00	0.00	0.00	0.00	0.00	0.00	0.00	0.00	0.00	0.00	0.00	0.00	0.00	0.00	0.00	0.00	0.00	0.00	0.00	0.00	0.00	
Advice to Debit Account	0.00	0.00	0.00	0.00	0.00	0.00	0.00	0.00	0.00	0.00	0.00	0.00	0.00	0.00	0.00	0.00	0.00	0.00	0.00	0.00	0.00	0.00	0.00	0.00	0.00	0.00	0.00	
Working Fund for FAPs	0.00	0.00	0.00	0.00	0.00	0.00	0.00	0.00	0.00	0.00	0.00	0.00	0.00	0.00	0.00	0.00	0.00	0.00	0.00	0.00	0.00	0.00	0.00	0.00	0.00	0.00	0.00	
Cash Disbursement Ceiling (CDC)	0.00	0.00	0.00	0.00	0.00	0.00	0.00	0.00	0.00	0.00	0.00	0.00	0.00	0.00	0.00	0.00	0.00	0.00	0.00	0.00	0.00	0.00	0.00	0.00	0.00	0.00	0.00	
TOTAL CASH DISBURSEMENTS	3,556,071.13	2,870,693.32	0.00	0.00	6,426,764.45	134,871.55	2,272,834.94	0.00	0.00	2,407,706.49	0.00	2,981,162.33	0.00	0.00	2,981,162.33	5,388,888.82	11,815,633.27	0.00	0.00	0.00	0.00	0.00	3,690,942.68	8,124,690.59	0.00	0.00	11,815,633.27	
NON-CASH DISBURSEMENTS	322,321.97	130,909.33	0.00	0.00	453,231.30	0.00	204,853.55	0.00	0.00	204,853.55	0.00	28,839.45	0.00	0.00	28,839.45	233,693.00	686,924.30	0.00	0.00	0.00	0.00	0.00	322,321.97	364,602.33	0.00	0.00	686,924.30	
Tax Remittance Advices issued (TRA)	322,321.97	130,909.33	0.00	0.00	453,231.30	0.00	204,853.55	0.00	0.00	204,853.55	0.00	28,839.45	0.00	0.00	28,839.45	233,693.00	686,924.30	0.00	0.00	0.00	0.00	0.00	322,321.97	364,602.33	0.00	0.00	686,924.30	
Non-Cash Availment Authority (NCAA)	0.00	0.00	0.00	0.00	0.00	0.00	0.00	0.00	0.00	0.00	0.00	0.00	0.00	0.00	0.00	0.00	0.00	0.00	0.00	0.00	0.00	0.00	0.00	0.00	0.00	0.00	0.00	
Disbursements effected through outright deductions from claims (please specify...)	0.00	0.00	0.00	0.00	0.00	0.00	0.00	0.00	0.00	0.00	0.00	0.00	0.00	0.00	0.00	0.00	0.00	0.00	0.00	0.00	0.00	0.00	0.00	0.00	0.00	0.00	0.00	
Overpayment of expenses(e.g. personnel benefits)	0.00	0.00	0.00	0.00	0.00	0.00	0.00	0.00	0.00	0.00	0.00	0.00	0.00	0.00	0.00	0.00	0.00	0.00	0.00	0.00	0.00	0.00	0.00	0.00	0.00	0.00	0.00	
Restitution for loss of government property	0.00	0.00	0.00	0.00	0.00	0.00	0.00	0.00	0.00	0.00	0.00	0.00	0.00	0.00	0.00	0.00	0.00	0.00	0.00	0.00	0.00	0.00	0.00	0.00	0.00	0.00	0.00	
Liquidated damages and similar claims	0.00	0.00	0.00	0.00	0.00	0.00	0.00	0.00	0.00	0.00	0.00	0.00	0.00	0.00	0.00	0.00	0.00	0.00	0.00	0.00	0.00	0.00	0.00	0.00	0.00	0.00	0.00	
Others (TEF, BTr-Documentary Stamp Tax, etc.)	0.00	0.00	0.00	0.00	0.00	0.00	0.00	0.00	0.00	0.00	0.00	0.00	0.00	0.00	0.00	0.00	0.00	0.00	0.00	0.00	0.00	0.00	0.00	0.00	0.00	0.00	0.00	
TOTAL NON-CASH DISBURSEMENTS	322,321.97	130,909.33	0.00	0.00	453,231.30	0.00	204,853.55	0.00	0.00	204,853.55	0.00	28,839.45	0.00	0.00	28,839.45	233,693.00	686,924.30	0.00	0.00	0.00	0.00	0.00	322,321.97	364,602.33	0.00	0.00	686,924.30	
GRAND TOTAL	3,878,393.10	3,001,602.65	0.00	0.00	6,879,995.75	134,871.55	2,477,688.49	0.00	0.00	2,612,560.04	0.00	3,010,001.78	0.00	0.00	3,010,001.78	5,622,581.82	12,502,557.57	0.00	0.00	0.00	0.00	0.00	4,013,264.65	8,489,292.92	0.00	0.00	12,502,557.57	


SUMMARY

Particulars	Previous Report	This Month	As at Date
(1)	(2)	(3)	(4)
Total Disbursement Authorities Received	21,950,616.94	10,849,924.30	32,800,541.24
NCA	20,908,015.00	10,163,000.00	31,071,015.00
NTA	0.00	0.00	0.00
Working Fund	0.00	0.00	0.00
TRA	1,042,601.94	686,924.30	1,729,526.24
CDC	0.00	0.00	0.00
NCAA	0.00	0.00	0.00
Less: Notice of Transfer of Allocations (NTA)* issued	0.00	0.00	0.00
Total Disbursement Authorities Available	21,950,616.94	10,849,924.30	32,800,541.24
Less:	0.00	0.00	0.00
Lapsed NCA	0.00	1,377,074.97	1,377,074.97
Disbursements	18,920,908.70	12,502,557.57	31,423,466.27
Less: Other Non-Cash Disbursements	0.00	0.00	0.00
Disbursements effected through outright deductions from claims	0.00	0.00	0.00
Overpayment of expenses(e.g. personnel benefits)	0.00	0.00	0.00
Restitution for loss of government property	0.00	0.00	0.00
Liquidated damages and similar claims	0.00	0.00	0.00
Others (e.g. TEF, BTr, Docs Stamp, etc.)	0.00	0.00	0.00
Adj./Less: Adjustments (e.g. cancelled/staled checks)	0.00	0.00	0.00
Balance of Disbursement Authorities as at date	3,029,708.24	(3,029,708.24)	0.00
Total Disbursements Program	21,950,616.94	10,849,924.30	32,800,541.24
Less: *Actual Disbursements	18,920,908.70	12,502,557.57	31,423,466.27
(Over)/Under spending	3,029,708.24	(1,652,633.27)	1,377,074.97

Notes: * The use of NTA is discouraged
 Notes: ** Amounts should tally with the grand total disbursement (column 27).

Certified Correct:

RIZZELE S. BALAGTAS
 Chief Accountant

Recommending Approval:

BHABY EDLYN V. ZAMORA
 OIC, Administrative and Finance Division

Approved By:

ROMELL ANTONIO O. CUENCA
 Deputy Executive Director