

MONTHLY REPORT OF DISBURSEMENTS
For the month of December 2025


Department : Other Executive Offices (OEOs)
Agency/Entity : Climate Change Commission
Operating Unit : < not applicable >
Organization Code (UACS) : 26 002 0000000
Fund Cluster : 01 - Regular Agency Fund


(e.g. UACS Fund Cluster: 01-Regular Agency Fund, 02-Foreign Assisted Projects Fund, 03-Special Account-Locally Funded/Domestic Grants Fund, etc.)


Particulars	Current Year Budget					Prior Year's Budget										Trust Liabilities					Grand Total					Remarks		
	PS	MOOE	FinEx	CO	TOTAL	Prior Year's Accounts Payable					Current Year's Accounts Payable					SUB-TOTAL	PS	MOOE	CO	TOTAL	PS	MOOE	FinEx	CO	TOTAL			
						PS	MOOE	FinEx	CO	Sub-Total	PS	MOOE	FinEx	CO	Sub-Total												TOTAL	
1	2	3	4	5	6=(2+3+4+5)	7	8	9	10	11=(7+8+9+10)	12	13	14	15	16=	17=(11+16)	18=(6+17)	19	20	21	22=(19+20+21)	23	24	25	26	27=(23+24+25+26)	28	
CASH DISBURSEMENTS	6,360,780.63	19,719,552.47	0.00	0.00	26,080,333.10	0.00	496,511.25	0.00	0.00	496,511.25	0.00	1,069,273.43	0.00	0.00	1,069,273.43	1,565,784.68	27,646,117.78	0.00	0.00	0.00	0.00	6,360,780.63	21,285,337.15	0.00	0.00	0.00	27,646,117.78	
Notice of Cash Allocation (NCA)	6,360,780.63	19,719,552.47	0.00	0.00	26,080,333.10	0.00	496,511.25	0.00	0.00	496,511.25	0.00	1,069,273.43	0.00	0.00	1,069,273.43	1,565,784.68	27,646,117.78	0.00	0.00	0.00	0.00	6,360,780.63	21,285,337.15	0.00	0.00	0.00	27,646,117.78	
MDS Checks Issued	3,498,300.98	0.00	0.00	0.00	3,498,300.98	0.00	0.00	0.00	0.00	0.00	0.00	0.00	0.00	0.00	0.00	0.00	3,498,300.98	0.00	0.00	0.00	0.00	3,498,300.98	0.00	0.00	0.00	0.00	3,498,300.98	
Advice to Debt Account	2,852,479.65	19,719,552.47	0.00	0.00	22,582,032.12	0.00	496,511.25	0.00	0.00	496,511.25	0.00	1,069,273.43	0.00	0.00	1,069,273.43	1,565,784.68	24,147,819.80	0.00	0.00	0.00	0.00	2,852,479.65	21,285,337.15	0.00	0.00	0.00	24,147,819.80	
Notice of Transfer Allocations (NTA)	0.00	0.00	0.00	0.00	0.00	0.00	0.00	0.00	0.00	0.00	0.00	0.00	0.00	0.00	0.00	0.00	0.00	0.00	0.00	0.00	0.00	0.00	0.00	0.00	0.00	0.00	0.00	0.00
MDS Checks Issued	0.00	0.00	0.00	0.00	0.00	0.00	0.00	0.00	0.00	0.00	0.00	0.00	0.00	0.00	0.00	0.00	0.00	0.00	0.00	0.00	0.00	0.00	0.00	0.00	0.00	0.00	0.00	0.00
Advice to Debt Account	0.00	0.00	0.00	0.00	0.00	0.00	0.00	0.00	0.00	0.00	0.00	0.00	0.00	0.00	0.00	0.00	0.00	0.00	0.00	0.00	0.00	0.00	0.00	0.00	0.00	0.00	0.00	0.00
Working Fund for FAPs	0.00	0.00	0.00	0.00	0.00	0.00	0.00	0.00	0.00	0.00	0.00	0.00	0.00	0.00	0.00	0.00	0.00	0.00	0.00	0.00	0.00	0.00	0.00	0.00	0.00	0.00	0.00	0.00
Cash Disbursement Ceiling (CDC)	0.00	0.00	0.00	0.00	0.00	0.00	0.00	0.00	0.00	0.00	0.00	0.00	0.00	0.00	0.00	0.00	0.00	0.00	0.00	0.00	0.00	0.00	0.00	0.00	0.00	0.00	0.00	0.00
TOTAL CASH DISBURSEMENTS	6,360,780.63	19,719,552.47	0.00	0.00	26,080,333.10	0.00	496,511.25	0.00	0.00	496,511.25	0.00	1,069,273.43	0.00	0.00	1,069,273.43	1,565,784.68	27,646,117.78	0.00	0.00	0.00	0.00	6,360,780.63	21,285,337.15	0.00	0.00	0.00	27,646,117.78	
NON-CASH DISBURSEMENTS	587,940.05	642,996.90	0.00	0.00	1,230,936.95	0.00	827.25	0.00	0.00	827.25	0.00	20,854.80	0.00	0.00	20,854.80	21,682.05	1,252,619.00	0.00	0.00	0.00	0.00	587,940.05	664,678.95	0.00	0.00	0.00	1,252,619.00	
Tax Remittance Advances Issued (TRA)	587,940.05	642,996.90	0.00	0.00	1,230,936.95	0.00	827.25	0.00	0.00	827.25	0.00	20,854.80	0.00	0.00	20,854.80	21,682.05	1,252,619.00	0.00	0.00	0.00	0.00	587,940.05	664,678.95	0.00	0.00	0.00	1,252,619.00	
Non-Cash Availment Authority (NCAA)	0.00	0.00	0.00	0.00	0.00	0.00	0.00	0.00	0.00	0.00	0.00	0.00	0.00	0.00	0.00	0.00	0.00	0.00	0.00	0.00	0.00	0.00	0.00	0.00	0.00	0.00	0.00	0.00
Disbursements effected through outright deductions from claims (please specify...)	0.00	0.00	0.00	0.00	0.00	0.00	0.00	0.00	0.00	0.00	0.00	0.00	0.00	0.00	0.00	0.00	0.00	0.00	0.00	0.00	0.00	0.00	0.00	0.00	0.00	0.00	0.00	0.00
Overpayment of expenses(e.g. personnel benefits)	0.00	0.00	0.00	0.00	0.00	0.00	0.00	0.00	0.00	0.00	0.00	0.00	0.00	0.00	0.00	0.00	0.00	0.00	0.00	0.00	0.00	0.00	0.00	0.00	0.00	0.00	0.00	0.00
Restitution for loss of government property	0.00	0.00	0.00	0.00	0.00	0.00	0.00	0.00	0.00	0.00	0.00	0.00	0.00	0.00	0.00	0.00	0.00	0.00	0.00	0.00	0.00	0.00	0.00	0.00	0.00	0.00	0.00	0.00
Liquidated damages and similar claims	0.00	0.00	0.00	0.00	0.00	0.00	0.00	0.00	0.00	0.00	0.00	0.00	0.00	0.00	0.00	0.00	0.00	0.00	0.00	0.00	0.00	0.00	0.00	0.00	0.00	0.00	0.00	0.00
Others(TEF, BTR, Documentary Stamp Tax, etc.)	0.00	0.00	0.00	0.00	0.00	0.00	0.00	0.00	0.00	0.00	0.00	0.00	0.00	0.00	0.00	0.00	0.00	0.00	0.00	0.00	0.00	0.00	0.00	0.00	0.00	0.00	0.00	0.00
TOTAL NON-CASH DISBURSEMENTS	587,940.05	642,996.90	0.00	0.00	1,230,936.95	0.00	827.25	0.00	0.00	827.25	0.00	20,854.80	0.00	0.00	20,854.80	21,682.05	1,252,619.00	0.00	0.00	0.00	0.00	587,940.05	664,678.95	0.00	0.00	0.00	1,252,619.00	
GRAND TOTAL	6,948,720.68	20,362,549.37	0.00	0.00	27,311,270.05	0.00	497,338.50	0.00	0.00	497,338.50	0.00	1,090,128.23	0.00	0.00	1,090,128.23	1,587,466.73	28,898,736.78	0.00	0.00	0.00	0.00	6,948,720.68	21,950,016.10	0.00	0.00	0.00	28,898,736.78	

SUMMARY	Particulars (1)	Previous Report (2)	This Month (3)	As at Date (4)
Total Disbursement Authorities Received		244,469,865.78	21,285,232.00	265,755,097.78
NCA		235,544,726.00	20,032,613.00	255,577,339.00
NTA		0.00	0.00	0.00
Working Fund		0.00	0.00	0.00
TRA		8,925,139.78	1,252,619.00	10,177,758.78
CDC		0.00	0.00	0.00
NCAA		0.00	0.00	0.00
Less: Notice of Transfer of Allocations (NTA) issued		0.00	0.00	0.00
Total Disbursement Authorities Available		244,469,865.78	21,285,232.00	265,755,097.78
Less:		0.00	0.00	0.00
Lapsed NCA		65,221,135.23	6,978,978.78	72,200,114.01
Disbursements		164,656,246.99	28,868,736.78	193,524,983.77
Less: Other Non-Cash Disbursements		0.00	0.00	0.00
Disbursements effected through outright deductions from claims		0.00	0.00	0.00
Overpayment of expenses(e.g. personnel benefits)		0.00	0.00	0.00
Restitution for loss of government property		0.00	0.00	0.00
Liquidated damages and similar claims		0.00	0.00	0.00
Others (e.g. TEF, BTR, Docs Stamp, etc.)		0.00	0.00	0.00
Add/Less: Adjustments (e.g. cancelled/detabled checks)		0.00	0.00	0.00
Balance of Disbursement Authorities as at date		14,592,483.56	(14,592,483.56)	0.00
Total Disbursements Program		244,469,865.78	21,285,232.00	265,755,097.78
Less: *Actual Disbursements		164,656,246.99	28,868,736.78	193,524,983.77
(Over)/Under spending		79,813,618.79	(7,613,504.78)	72,200,114.01

Notes: * The use of NTA is discouraged
Notes: ** Amounts should tally with the grand total disbursement (column 27).

Certified Correct:

RIZELE S. BALASTIAS
Accountant III

Recommending Approval:

BHABY EDLYN V. ZAMORA
CAO, Administrative and Finance Division

Approved By:

ROMELL ANTONIO O. CUENCA
Deputy Executive Director